


RECOMMENDED LAND PATTERN DIMENSION OF PCB
(RECOMMENDED METAL MASK THICKNESS: 0.15mm)



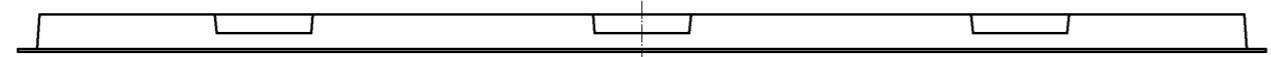
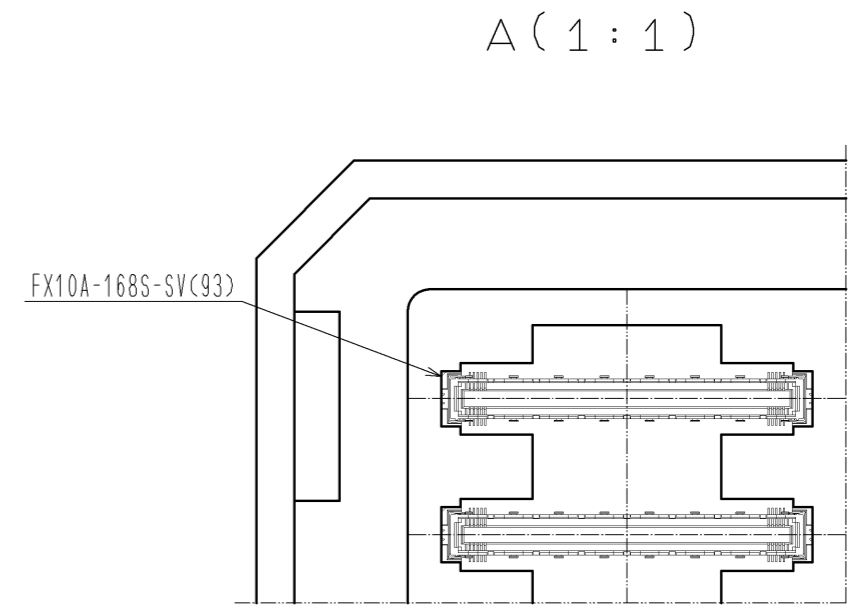
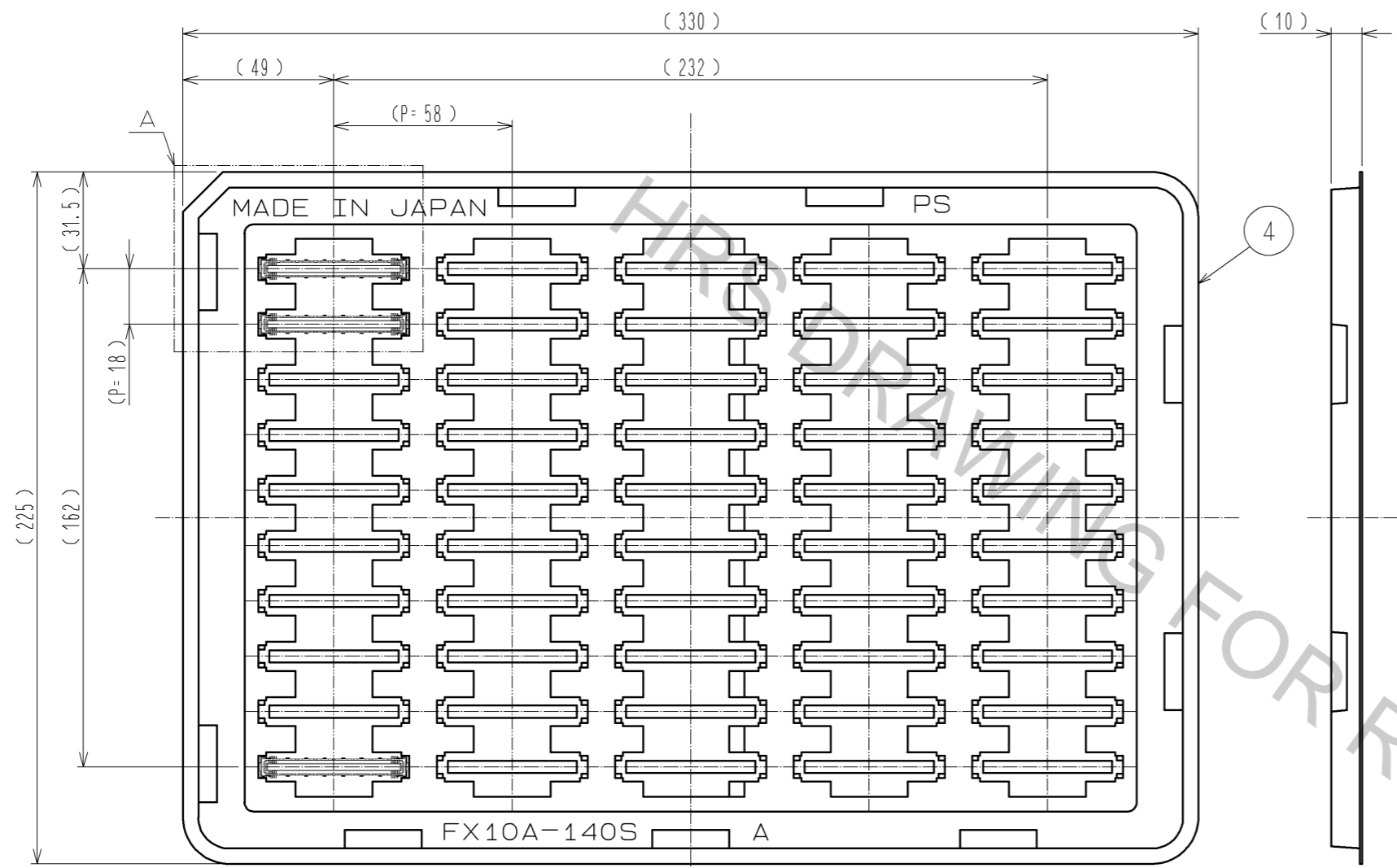
STACKING HEIGHT

	FX10A-168S-SV(83)	
	4 > (A)	5 > B
FX10A(B)-168P-SV(**)	4	4.3 ± 0.127
FX10A(B)-168P-SV1(**)	5	5.3 ± 0.127
FX10A(B)-168P-SV2(**)	6	6.0 ± 0.127
FX10A(B)-168P-SV3(**)	7	7.0 ± 0.127
FX10A(B)-168P-SV4(**)	8	8.0 ± 0.127

- NOTES
- SMT LEAD-COPLANARITY: 0.1 MAX.
 - THIS PRODUCT HAS NO POLARITY TO PATTERN FOR MOUNTING.
 - THE DIMENSIONS IN PARENTHESES ARE FOR REFERENCE.
 - STACKING HEIGHT FROM LEAD TO LEAD(REFERENCE DIMENSIONS)
 - BOARD DISTANCE
 - AREA IS VACUUM PICKUP AREA FOR REFERENCE.

2	PHOSPHOR BRONZE	CONTACT AREA: GOLD 0.76µm min.	4	PS	3	PHOSPHOR BRONZE	SURFACE AREA: GOLD 0.03µm min. UNDER PLATING: NICKEL 1.3µm min.	
		LEAD AREA: GOLD 0.03µm min.						
		UNDER PLATING: NICKEL 1.3µm min.						
1	LCP	BEIGE UL94V-0						
NO.	MATERIAL	FINISH . REMARKS	NO.	MATERIAL	FINISH . REMARKS			
UNITS mm		SCALE 4 : 1	COUNT	DESCRIPTION OF REVISIONS		DESIGNED	CHECKED	DATE
HRS HIROSE ELECTRIC CO., LTD.		APPROVED : HS. OKAWA	12.11.16	DRAWING NO.		EDC3-151987-02		
		CHECKED : HT. YAMAGUCHI	12.11.16	PART NO.		FX10A-168S-SV(93)		
		DESIGNED : YJ. ASAO	12.11.15	CODE NO.		CL570-0244-7-93		
		DRAWN : YJ. ASAO	12.11.15					

DRAWING FOR PACKING(2:1)



- NOTES
- 1 1TRAY:50 CONNECTORS.
 - 2 THIS PRODUCT HAS NO POLARITY TO TRAY PACKAGING.
 - 3 THE DIMENSIONS IN PARENTHESES ARE FOR REFERENCE.



図番:	EDC3-151987-02
製品名:	FX10A-168S-SV(93)
製品コード:	CL570-0244-7-93

△ 2/2