



T-2
C7A(NE-2D)
C9A(NE-2J)
MIDGET
FLANGE BASE

See lamp ratings
on page L.

Neon Indicators


TWO TERMINALS—FULLY INSULATED
WITH BUILT-IN RESISTORS
FOR MOUNTING IN 15/32" CLEARANCE HOLE

MEET OR EXCEED ENVIRONMENTAL AND OPERATIONAL REQUIREMENTS
OF MIL-L-6723 AND MIL-L-3661B

When connecting a neon light to a circuit having one side grounded, always connect the hot side of the circuit to the terminal marked + (Center Contact).

FEATURES

- **Rugged-phenolic insulated:** The socket, lamp, and all connections are well insulated from the mounting bushing by means of phenolic material of military specification grade.
- Ultra-compact; conserves space and weight.
- Lens cap assembly unscrews from front of panel for easy replacement of the lamp.
- The shank of the lens holder is crimped in 3 evenly spaced places to secure the lamp.
- Anti-rotation (locked) construction.



361-8836-0931-552
LH74/1; LC13RN2

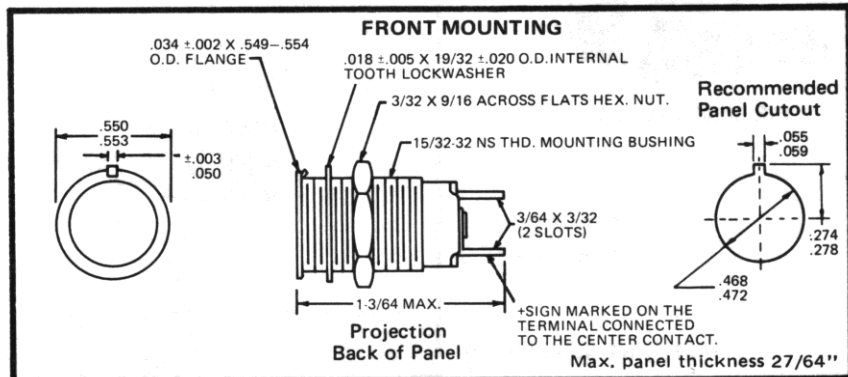
361-8864-0931-522
LH74/2; LC13RN2

MATERIAL AND FINISHES

- **Mounting Bushing:** Aluminum, black anodize finish.
- **Internal-tooth Lockwasher and Mounting nut:** Steel, cadmium plated with yellow iridescent chromate finish.
- **Terminals:** Brass, hot tinned with elongated slot.

QPL Listed

361 SERIES



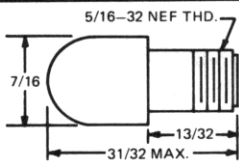
BASE PART NUMBERS

LH 74/1 361-8836-09-552
With built in 62K resistor

LH 74/2 361-8864-09-522
With built in 27K resistor

CAP PART NUMBERS

COMPLETE ASSEMBLY PART NUMBERS



STOVEPIPE
NON-DIFFUSING

Type Desig.	Part Number	Lens Cap Color
LC13RN2	137-0931	Red
LC13YN2	137-0933	Yellow (amber)
LC13WT2	137-0935	White
LC13CN2	137-0937	Clear (colorless)

361-8836-0931-552	361-8864-0931-522
361-8836-0933-552	361-8864-0933-522
361-8836-0935-552	361-8864-0935-522
361-8836-0937-552	361-8864-0937-522

Part numbers shown in gray are normally
in inventory at your Dialight Distributor.