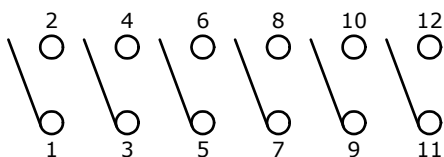


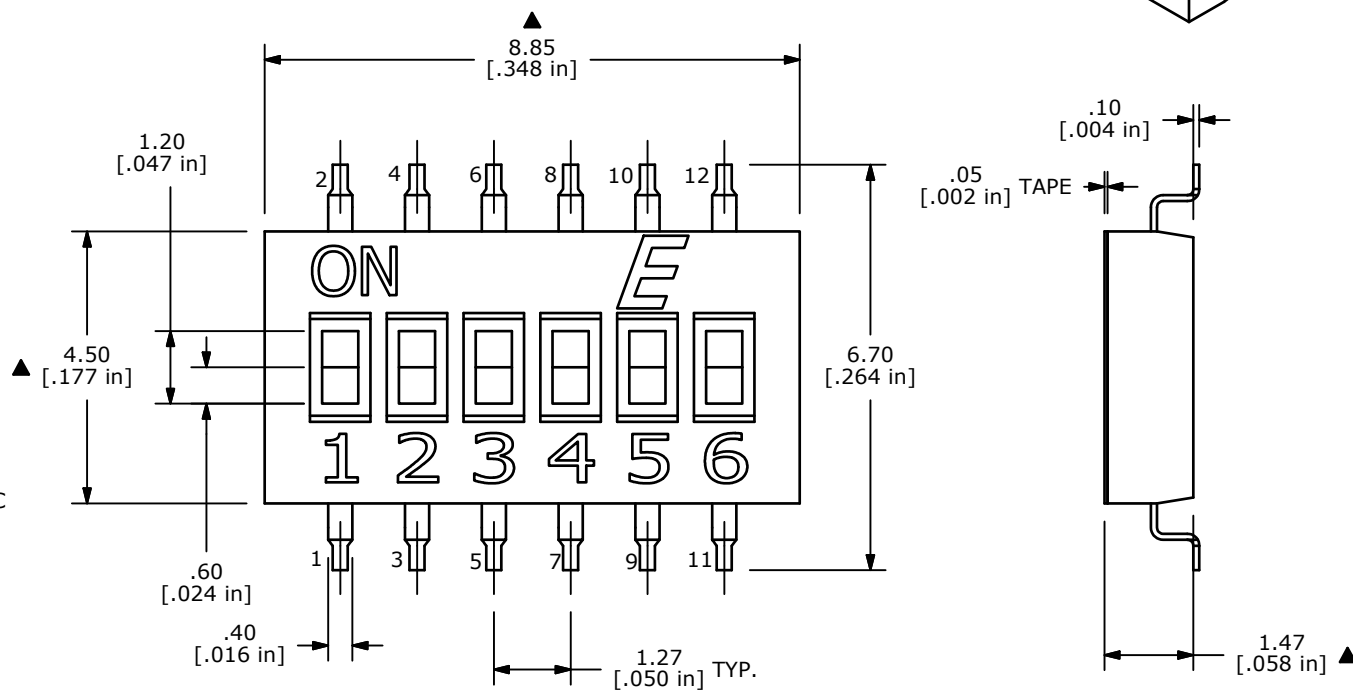
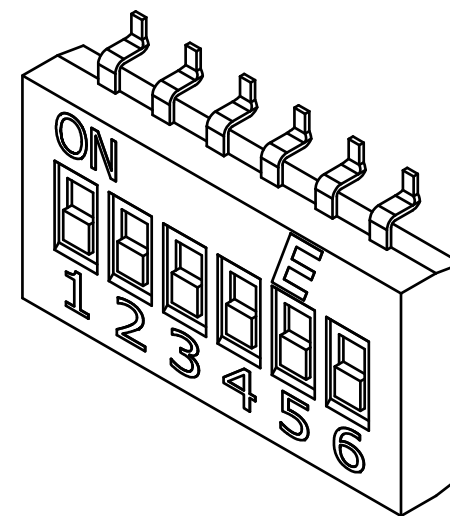
PC LAYOUT



CIRCUIT LAYOUT

NOTE:

1. ALL DIMENSIONS IN MM [INCH]
2. GENERAL TOLERANCE: X.X=±0.4
X.XX=±0.25
3. TERMINAL NUMBERS FOR REF. ONLY.
- ▲4. OPERATING FORCE: 500±100 gf
5. TRAVEL: 0.6±0.25 mm
6. CONTACT RATING: 25mA, 24VDC
7. CONTACT RESISTANCE: 100mΩ MAX.
8. INSULATION RESISTANCE: 100MΩ MIN @ 500VDC
9. DIELECTRIC STRENGTH: 300VAC 1 MIN.
10. LIFE: 1,000 CYCLES.
11. OPERATING TEMPERATURE: -40°C TO 85°C
- ▲12. PACKAGING: 54 PCS TUBE
13. ▲ DENOTES CRITICAL PARAMETER.
14. 2002/95/EC (ROHS) COMPLIANT
15. ALL SWITCHES SHIPPED IN THE 'ON' POSITION



C	17468	'ON' POSITION NOTE ADDED	7/13/07	BLR
B	15913	REMOVE DIP MARKING, ADD E	3/29/06	PH
A	15871	RELEASED FOR PRODUCTION	3/16/06	PH
REV	PCR NO	DESCRIPTION	DATE	BY

TITLE KAN1106RT				
SCALE	DATE	DR	DWG	REV
8:1	7/13/2007	BLR	N111197	C

THE INFORMATION CONTAINED IN THIS DOCUMENT IS PROPRIETARY TO E-SWITCH AND IS NOT TO BE COPIED OR TRANSFERRED