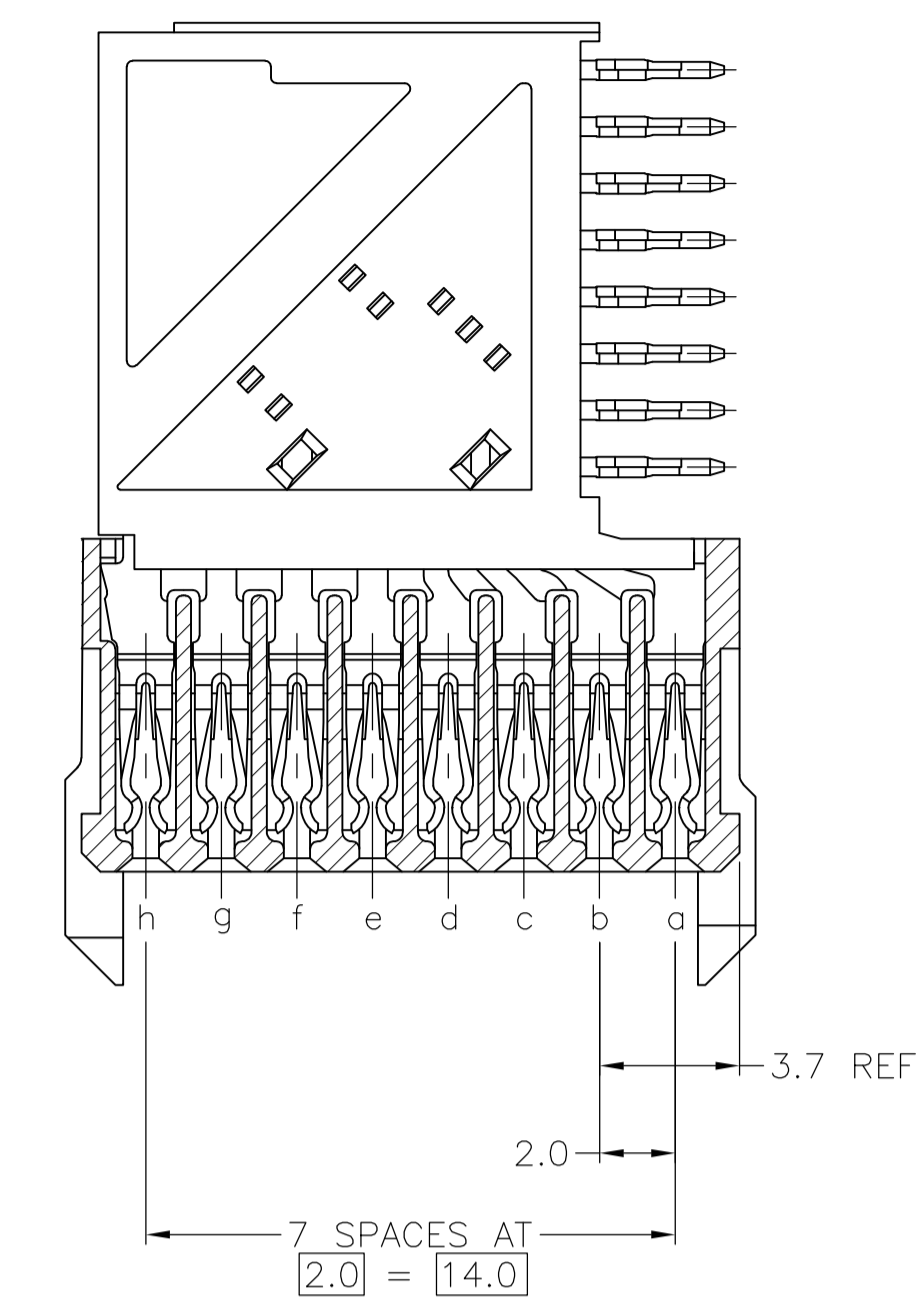
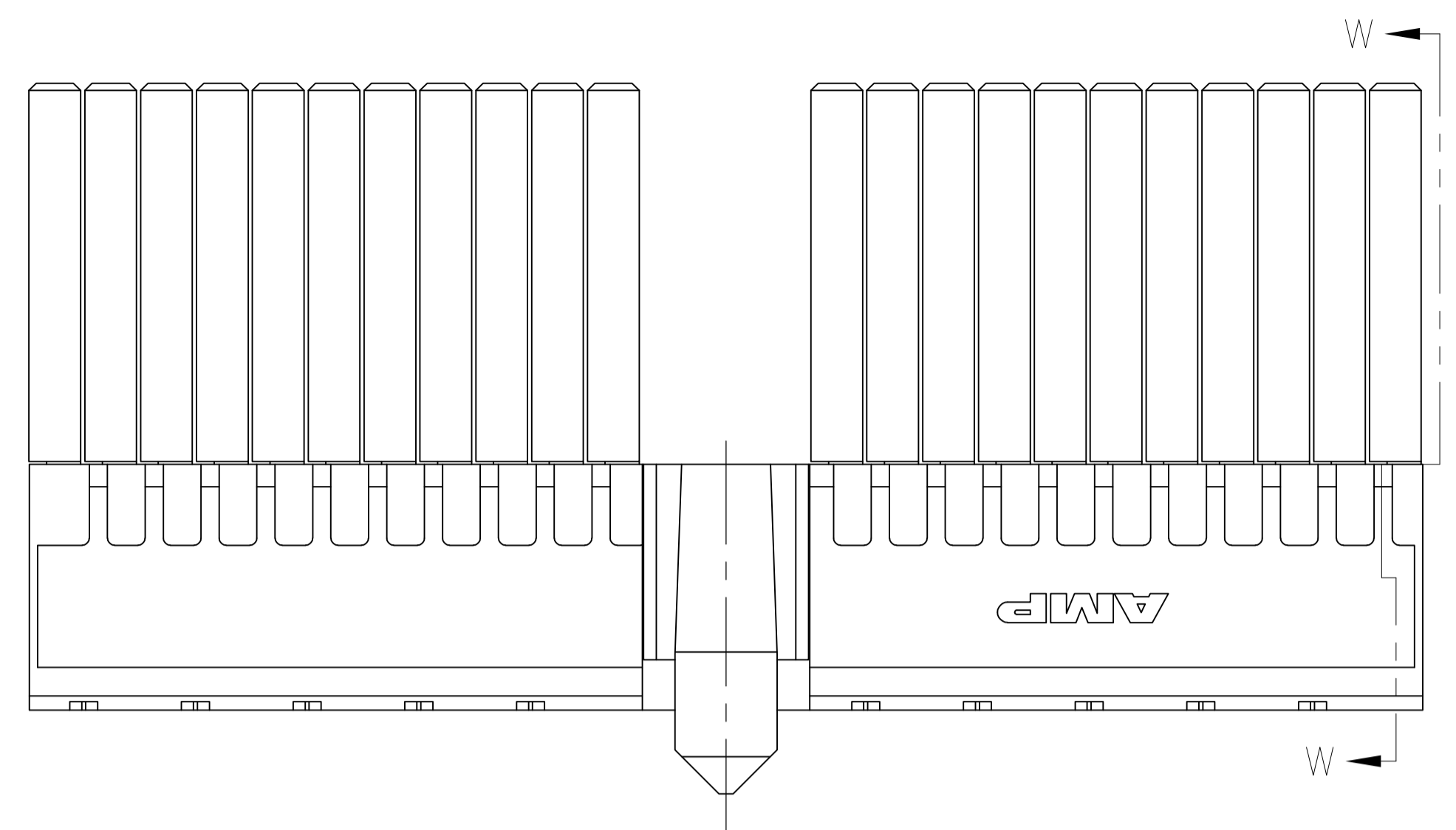
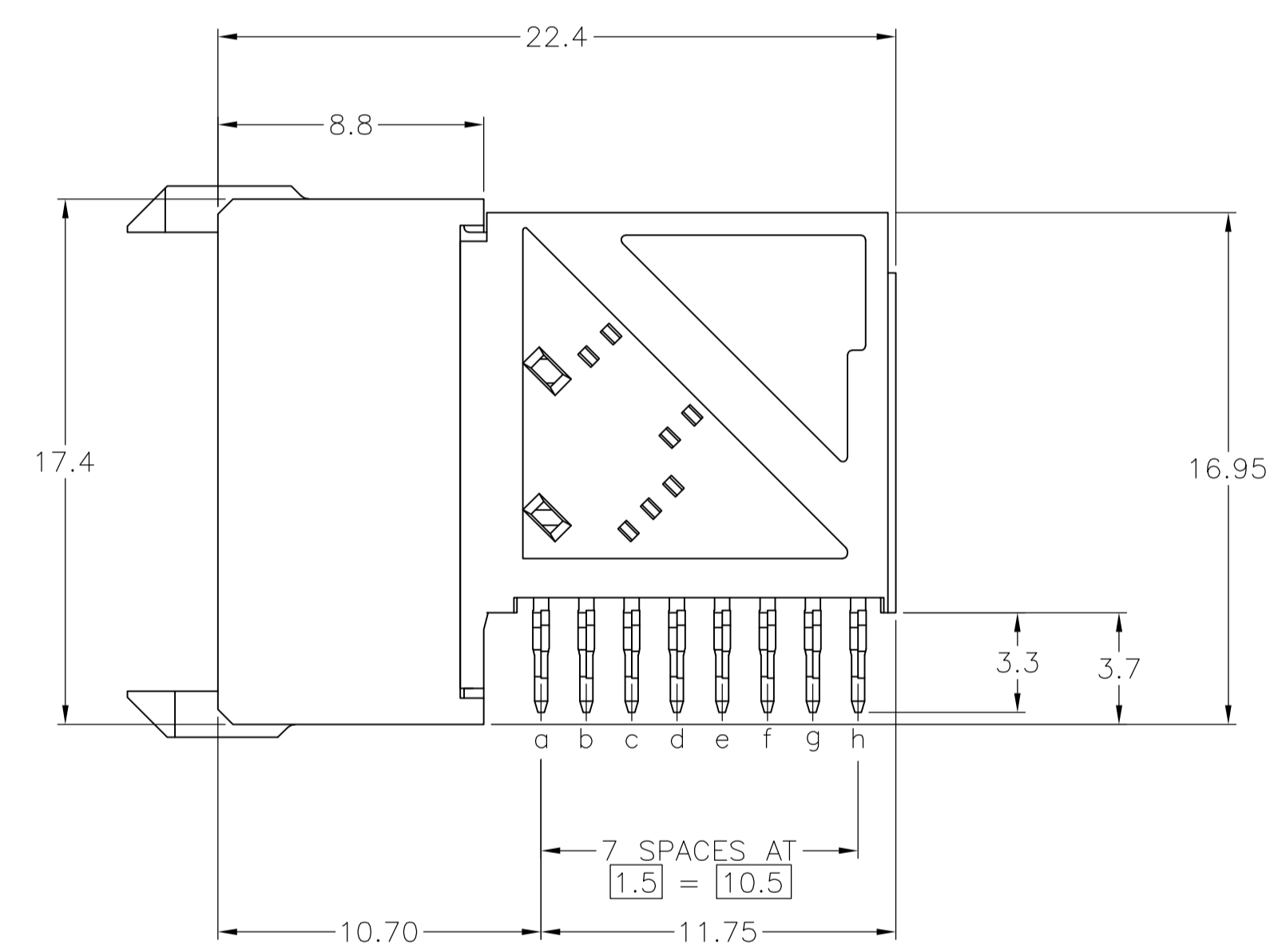
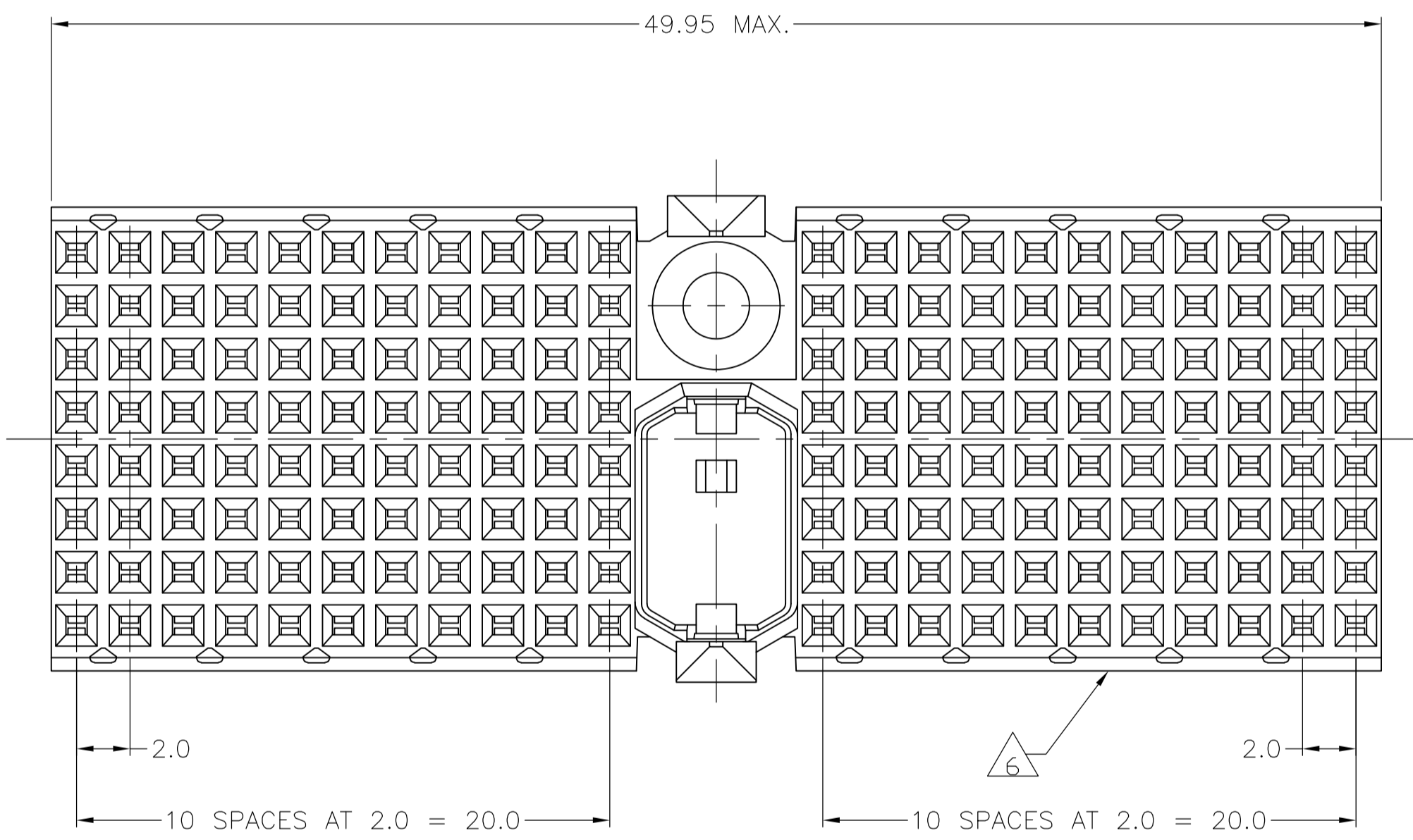


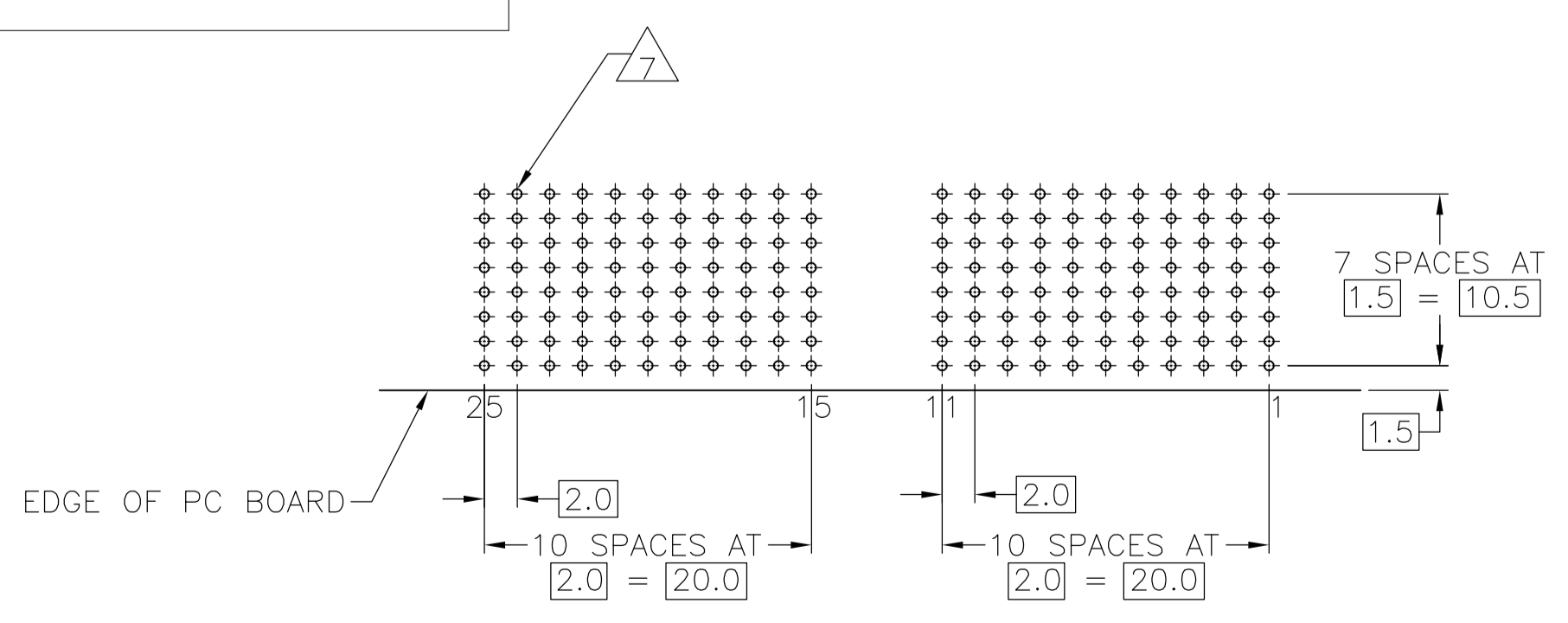
LOC		DIST		REVISIONS			
AD	00	REV	DATE	BY	CHK	APPV	
H1		REV PER ECO-10-005956	12MAR2010	JY	SY		
J		ECR-10-018652	10SEP10	JS	MQW		
K		ECO-11-024491	13DEC11	SY	MQW		
L		ECR-12-010544	05DEC12	SY	AC		



SECTION W-W



PLATED THRU HOLES PARAMETERS
 REFERENCE APPLICATION SPECIFICATION



RECOMMENDED PCB-HOLE LAYOUT
 COMPONENT SIDE SHOWN
 SCALE 2.5:1

- 1 MATERIAL:
CONTACT: PHOSPHOR BRONZE.
HOUSING: GLASS-FILLED POLYESTER.
- 2 GENERAL PLATING SPECIFICATION: UNDERPLATING
(ENTIRE CONTACT): 1.27µm MIN NICKEL AND ACTION
PIN: 0.5µm MIN TIN/LEAD.
FOR PLATING OF MATING SURFACES SEE APPLICABLE
SPECIFICATION REFERENCE FOR EACH DASH NUMBER.
- 3 CONFORMS TO ALL TESTING ACCORDING TO IEC 61076-4-101
PERFORMANCE LEVEL 2.
- 4 CONFORMS TO ALL TESTING ACCORDING TO IEC 61076-4-101
PERFORMANCE LEVEL 1.
- 5 CONNECTOR TESTED AND QUALIFIED AGAINST TELCORDIA GR-1217-CORE QUALITY LEVEL 3,
CENTRAL OFFICE APPLICATIONS.
- 6 CONNECTOR MARKED WITH PART NUMBER AND DATE CODE.
ADDITIONAL CHARACTERS OR MARKINGS, AS WELL AS THE LOCATION OF THE MARKINGS,
MAY BE ADDED FOR TRACEABILITY BASED UPON MANUFACTURERS DISCRETION.
- 7 PLATED-THROUGH HOLES AT 2x2mm SQUARE GRID
PATTERN DEFINED BY CONTACT LAYOUT.
- 8 CONNECTOR LUBRICATED WITH BELCORE APPROVED LUBRICANT,
TECHNICAL REFERENCE: TR-NWT-001217 ISSUE 1, SEP 1992.
- 9 0.76µm MIN GOLD PLATING AT MATING SURFACES.

FINISH	PART NUMBER
2 3 9	3-646442-0
2 5 8	646442-9
2 4	646442-4
2 3	646442-1

THIS DRAWING IS A CONTROLLED DOCUMENT.

DIMENSIONS:	TOLERANCES UNLESS OTHERWISE SPECIFIED:	DIN B CARBO	06DEC05	Tyco Electronics Corporation Harrisburg, PA 17105-3608
mm	0-PLC ±	CHK G SKIPPER	06DEC05	
	1-PLC ±0.1	APPV G SKIPPER	06DEC05	NAME R/A RECEPTACLE ASSY, 176 POSN, TTR 8 ROW, TYPE D, Z-PACK 2mm HM
	2-PLC ±	PRODUCT SPEC		APPLICATION SPEC
	3-PLC ±			SIZE A1
	4-PLC ±			CAGE CODE 00779
MATERIAL	FINISH	WEIGHT		DRAWING NO 646442
1	SEE TABLE			RESTRICTED TO
		CUSTOMER DRAWING	SCALE 5:1	SHEET 1 OF 1