






(1.00 mm) .0394"



SMT MICRO TERMINAL STRIPS

SPECIFICATIONS

For complete specifications and recommended PCB layouts see www.samtec.com?FTMH or www.samtec.com?FTM

Insulator Material:
Black Liquid Crystal Polymer
Terminal Material:
Phosphor Bronze
Current Rating (FTMH/CLM):
2.8 A per pin
(1 pin powered per row)
Operating Temp Range:
-55 °C to +125 °C
Plating:
Sn or Au over
50 μm (1.27 μm) Ni
RoHS Compliant:
Yes

PROCESSING

Lead-Free Solderable:
Yes
-DV Lead Coplanarity:
(0.10 mm) .004" max
-DH Lead Coplanarity:
(0.10 mm) .004" max (05-25)
(0.15 mm) .006" max (26-50)

RECOGNITIONS

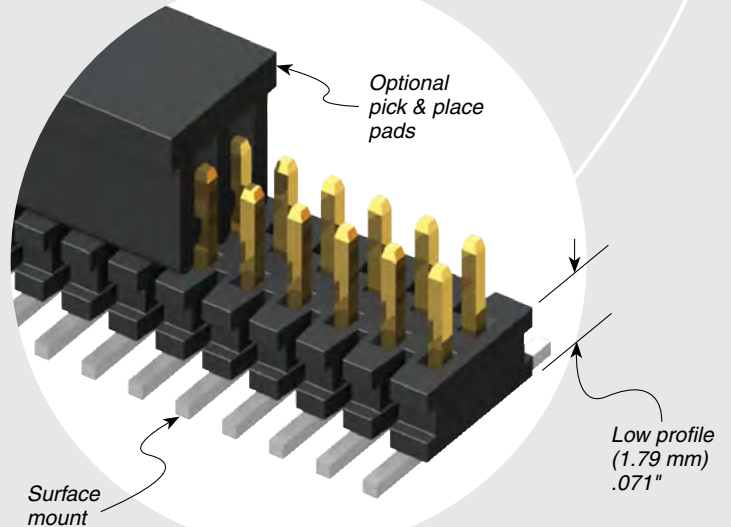
For complete scope of recognitions see www.samtec.com/quality



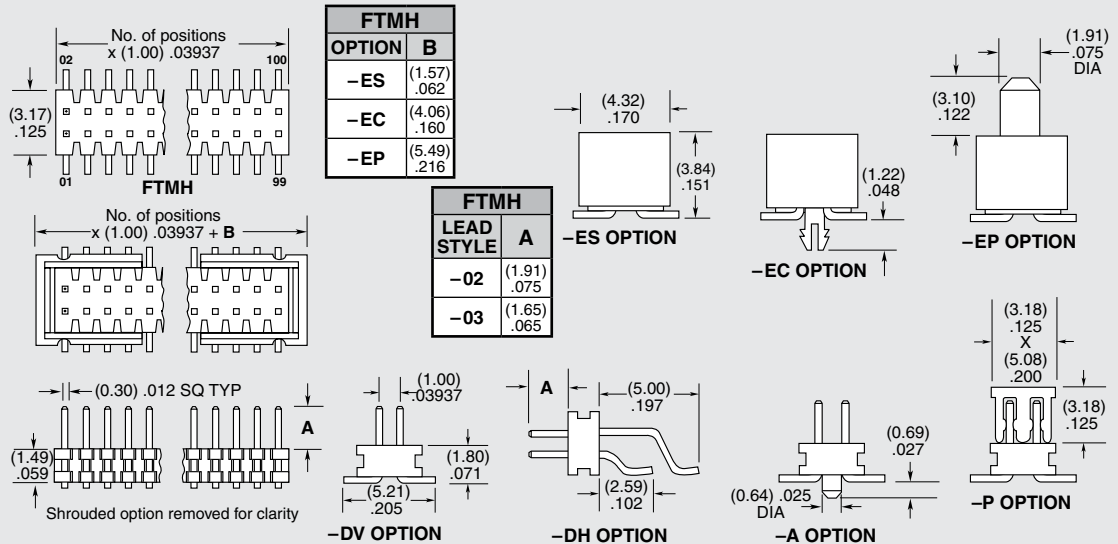
ALSO AVAILABLE (MOQ Required)

- End shrouds with board locks
- Molded end shrouds for 05 through 08 positions
- Other platings
- Contact Samtec.

Mates with:
CLM, MLE




TYPE STRIP	1	NO. PINS PER ROW	LEAD STYLE	PLATING OPTION
FTMH = SMT Micro		FTMH = 05 thru 50	-02 = (1.91 mm) .075" Post (Mates with MLE)	-F = Gold flash on post, Matte Tin on tail
FTM = Micro Low Profile		FTM = 02 thru 50 (unshrouded) = 05 thru 46 (shrouded)	-03 = (1.65 mm) .065" Post (Mates with CLM)	-L = 10 μm (0.25 μm) Gold on post, Matte Tin on tail




Note: Some lengths, styles and options are non-standard, non-returnable.


FTMH-122-02-F-DV-EC




FTMH-120-02-L-DV




FTMH-135-02-F-DH



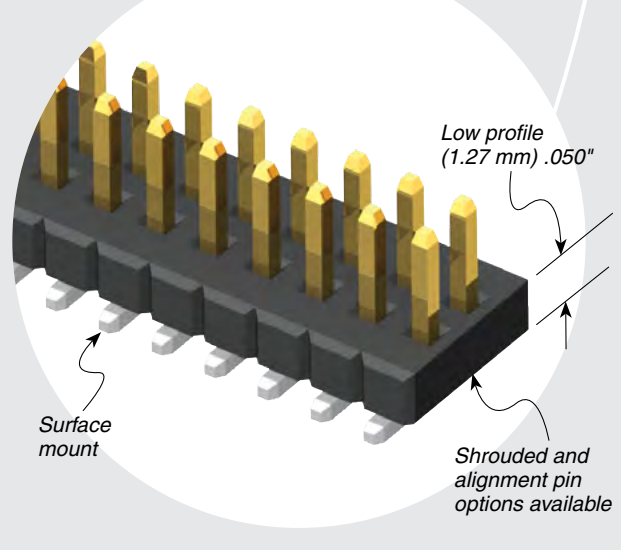

FTMH-125-02-L-DV



FTMH-128-03-L-DV-EP

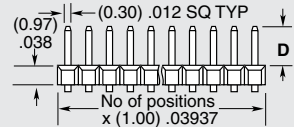
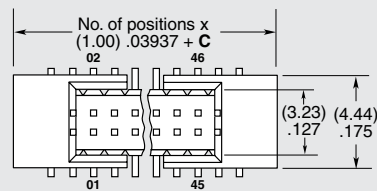
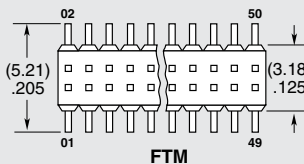


FTMH, FTM SERIES



ROW OPTION

- DV = Dual Vertical
- DH = Dual Horizontal (FTMH only)



Shrouded options removed for clarity

FLEX SHROUD OPTIONS

(FTMH-DV only with 9 pins/row minimum)

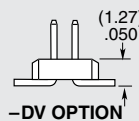
- ES = End Shroud
- EC = End Shroud with Locking Clip (Manual placement required)
- EP = End Shroud with Guide Post (Use only when mating with CLM)

(FTM only)

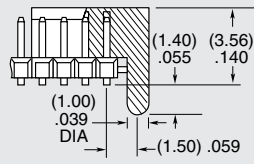
- S = End Shroud (05 positions minimum). Molded or press-fit shroud at Samtec's discretion (See assembly print at www.samtec.com?FTM for dimensions)
- SA = End Shroud with Alignment Pins (05 through 46 positions)

FTM	
OPTION	C
-S	(7.00) .276
-SA	(4.00) .157

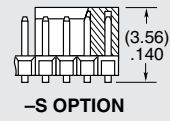
FTM	
LEAD STYLE	D
-02	(1.91) .075
-03	(1.65) .065



-DV OPTION



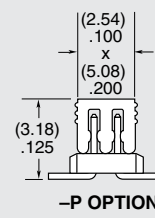
-SA OPTION



-S OPTION

OTHER OPTIONS

- A = Alignment Pin (3 positions minimum) Metal or plastic at Samtec discretion (FTMH-DV only)
- K = (2.50 mm) .098" DIA Polyimide Film Pick & Place Pad (FTMH-DH only)
- P = Plastic Pick & Place Pad (-DV only) (6 positions minimum FTMH) (7 positions minimum FTM)
- TR = Tape & Reel



-P OPTION