

FEATURES:

- .200" (5.08mm) Contact Spacing x .200" (5.08mm) Row Spacing
- Accepts .062" (1.57mm) Nominal Thickness P.C. Board
- High Profile Insulator Body, .656" (16.66mm)
- Insulator Bushings Press into Metal Backplane
- Modular Design permits any Connector Length Assembly
- Contact Termination .045" (1.14mm) Square Wire Wrap
- Accepts between Contact and In-Contact Polarizing Keys
- RoHS Compliant & UL Recognize

Specifications:

Insulator Material	UL 94V-0 Thermoplastic Polyester, White Color
Contact Material	Copper Alloy
Contact Plating	Gold Plating Over Nickel for Entire Contact
Current Rating	5 Amperes
Contact Resistance	10 milliohms maximum
Dielectric Withstand Voltage	1800 VAC rms at sea level between adjacent contacts
Insulation Resistance	5000 Megohms minimum
Operating Temperature	-40°C to +105°C
Insertion Force	16oz (4.45N) maximum per contact pair when tested with .070" (1.78mm) thick gauge
Withdrawal Force	1oz (0.28N) minimum per contact pair when tested with .054" (1.37mm) thick gauge

Example Part Number: **243-006-542-201**

Series _____

Total Number of Contacts _____

Contact Code _____

Contact Rows _____

Total Number of Contacts

002 or 003
004 or 006

Contact Rows

Single Row
Dual Row

Contact Code

542

Description & Tail Size

Wire Hole .045 (1.14) Square

Tail Length "G"

.650 (16.51)

Contact Rows

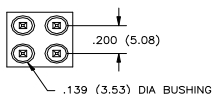
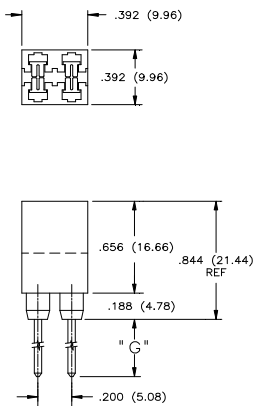
101
201

Description

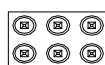
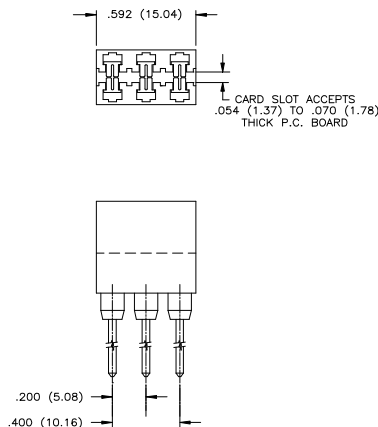
Single Row
Dual Row

Series: **243**

TWO OR FOUR CONTACT ASSEMBLY

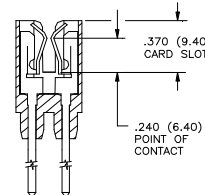


THREE OR SIX CONTACT ASSEMBLY

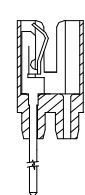


FOR IN-CONTACT POLARIZING USE KEY P/N 321-240-328
FOR BETWEEN CONTACT POLARIZING USE KEY P/N 243-240-318

DUAL ROW



SINGLE ROW



PANEL HOLE PATTERN
4 PIN / 6 PIN
MODULE

