

## SERIES 78C

### Right Angle Option




#### FEATURES

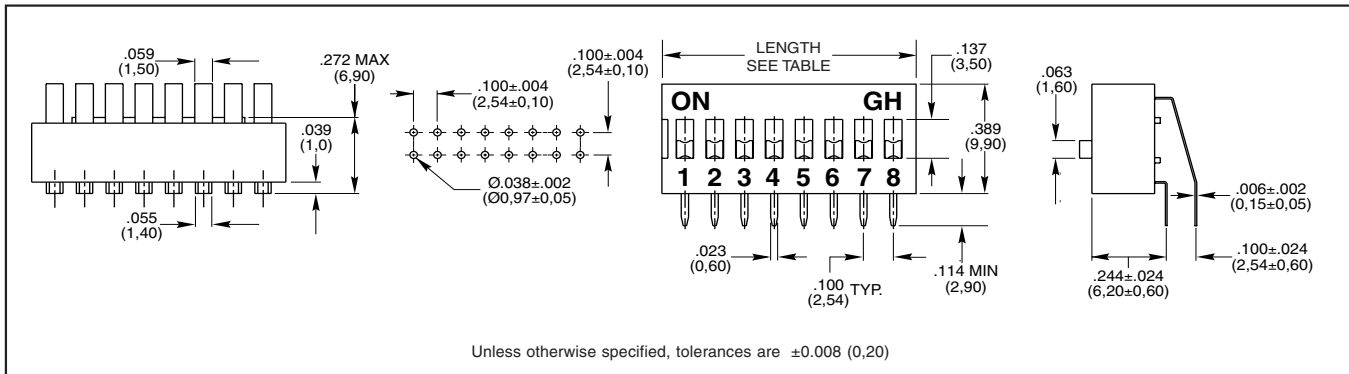
- Easy Access
- SPST Circuitry
- 2-10 and 12 positions available
- Sealed versions available

#### APPLICATIONS

Telecommunications, computers and peripherals, instruments and controls.



#### Series 78C DIMENSIONS In inches (and millimeters)



DIP Switches

#### SPECIFICATIONS

##### Mechanical

- Mechanical Life:** 2000 operations per switch.
- Operation Force:** 1000gf max.
- Stroke:** 2.0mm
- Operation Temp:** -20°C to 70°C
- Storage Temp:** -40°C to 85°C
- Vibration Test:** MIL-STD-202F METHOD 201A.
- Frequency: 10-55-10Hz/1 min.
- Directions: X,Y,Z, three mutually perpendicular directions.
- Time: 2 hours each direction.
- High reliability.
- Shock Test:** MIL-STD-202F METHOD 213 B. CONDITION A.
- Gravity: 50G (peak value), 11 msec.
- Direction and times: 6 sides and 3 Times in each direction.
- High reliability.

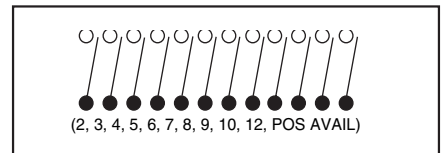
##### Electrical

- Electrical Life:** 2000 operations per switch
- 24VDC, 25mA.
- Non-Switching Rating:** 100mA, 50VDC.
- Switching rating:** 25mA, 24VDC.
- Contact Resistance:** 50mΩ max. at initial.
- Insulation Resistance:** (at 500VDC) 100mΩ min.
- Dielectric Strength:** 500VAC/1 minute.
- Capacitance:** 5pF max.
- Circuit: Single pole single throw.

##### Soldering and Cleaning Process

- For best results follow these recommendations:
- Keep switch contacts in "OFF" position for all operations.
- Wave Soldering:** Recommended solder temperature: 500°F (260°C) max 5 seconds.
- Hand Soldering:** Use a soldering iron of 30 Watts or less, controlled at 608°F (320°C) approximately 2 seconds while applying solder.
- Cleaning:** Tape sealed versions withstand cleaning processes.

#### CIRCUITRY



##### Materials

- Base Contact:** Phospher bronze with gold plating over nickel
- Terminals:** Brass with gold plating over nickel
- Nonconductive Parts:** Plastic UL94V-0
- Potting Material:** Epoxy
- Tape Seal:** Polyester film.

#### ORDERING INFORMATION

