

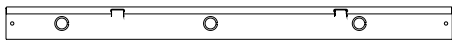


PART No. CWST236

for more information visit
www.hammfg.com

Data subject to change without notice

Isometric drawing Not to Scale



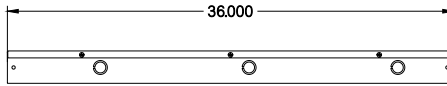
BACK VIEW



LEFT SIDE VIEW



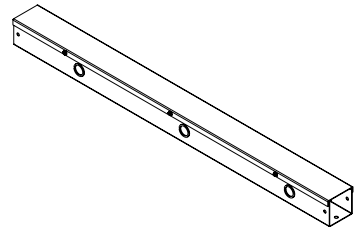
TOP VIEW



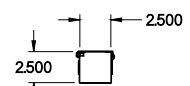
FRONT VIEW



BOTTOM VIEW



ISOMETRIC VIEW



RIGHT SIDE VIEW