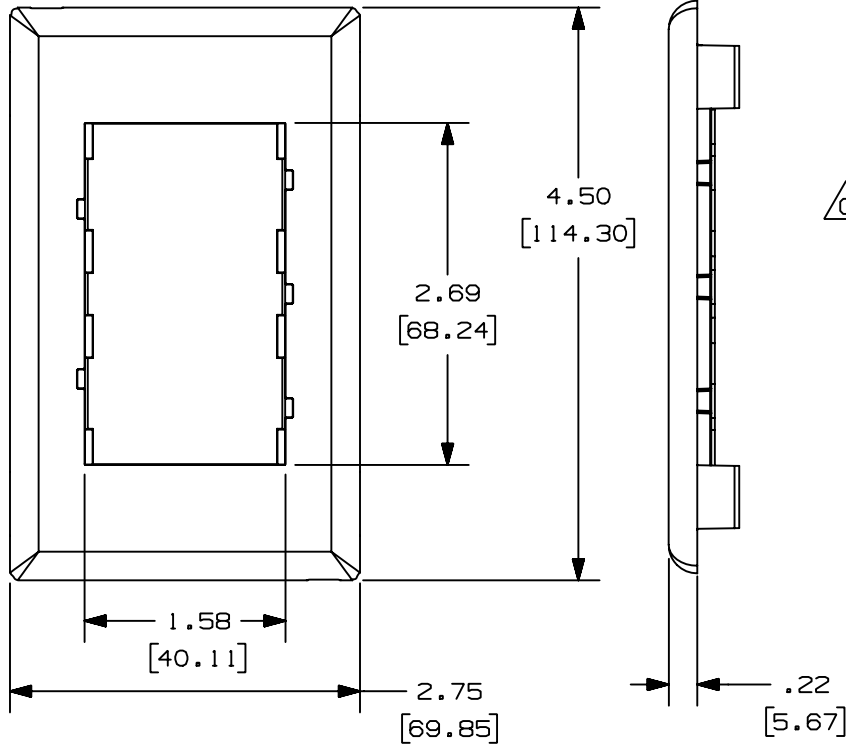


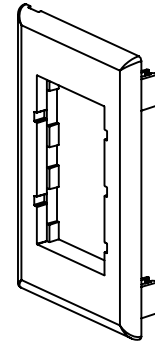
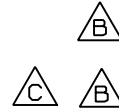
THIS COPY IS PROVIDED ON A RESTRICTED BASIS AND IS NOT TO BE USED IN ANY WAY DETRIMENTAL TO THE INTERESTS OF PANDUIT CORP.

PANDUIT P/N	WEIGHT
T70B2	.56 LB/10 PCS (252 g/10 PCS)



NOTES:

- SEE CURRENT CATALOG FOR ADDITIONAL PART SUFFIXES TO INDICATE COLOR AND OR PACKAGE QUANTITY.
- THE T70B2 FACEPLATE WILL ACCEPT CHS2, CHS2S, CHF2, CHB2, CHS2RS, CHF2M, AND CHB2M SNAP-IN INSERTS.
- THE T70B2 FACEPLATE CAN BE USED WITH PANDUIT SURFACE RACEWAY SYSTEMS AND BOXES THAT ACCEPT 70mm SNAP-ON FACEPLATES (INCLUDES: T-70, TWIN-70, TE70, TG-70, ETC.)
- DIMENSIONS IN PARENTHESES ARE IN METRIC.



CAD FILENAME/LAYERS D36572BM_DC_T70B2_02.PRT

PANDUIT CORP. TINLEY PARK, ILLINOIS

T-70 SNAP-ON CLASSIC SERIES VERTICAL FACEPLATE FOR 2 INSERTS (T70B2)
CUSTOMER DRAWING

UNLESS OTHERWISE SPECIFIED, DIMENSIONAL TOLERANCES ARE:
(.X) ± (.XXX) ±
(.XX) ±.03 (.8) ANGLES ±

UNLESS OTHERWISE SPECIFIED, ALL DIMENSIONS ARE GIVEN IN INCHES, THIRD ANGLE PROJECTION.

REV	DATE	BY	CHK	DESCRIPTION	ECN	CHK	CUST	SUP
2	03-13-00	JHNU	HIW	C. REV'D NOTE 3: ADDED TG70	36572-13	HIW	HIW	
1	06-30-99	DW	HIW	B. NOTE 2 AND 3 WERE BEZEL A. REV'D TITLE NAME	36572-13	HIW	HIW	
R	02-13-98	DW	HIW	RELEASED TO PRODUCTION	36572-13	HIW	HIW	

DRAWN BY DW	MAT'L: PVC
DATE 02-13-98	
CHECKED BY HIW	

SCALE NONE
DRAWING NO. 36572-13

DWG A
SIZE