

Bus system cable - SAC-5P-MINMS/ 0,3-928/MINFS DN - 1417650

Please be informed that the data shown in this PDF Document is generated from our Online Catalog. Please find the complete data in the user's documentation. Our General Terms of Use for Downloads are valid (<http://download.phoenixcontact.com>)



Bus system cable, DeviceNet, 5-position, PVC, Gray RAL 7001, Plug straight 7/8"-16UNF, on Socket straight 7/8"-16UNF, Cable length: 0.3 m



Key commercial data

| | |
|------------------------|---|
| Packing unit | 0 |
| Minimum order quantity | 1 |
| Catalog page | Page 399 (PC-2011) |
| GTIN |  4 046356 539975 |
| Custom tariff number | 85444290 |
| Country of origin | GERMANY |

Technical data

General data

| | |
|-----------------------|--------|
| Rated current at 40°C | 5.2 A |
| Rated voltage | 30 V |
| Number of positions | 5 |
| Volume resistance | < 5 mΩ |
| Length of cable | 0.3 m |

General characteristics

| | |
|--------------------------|------------------|
| Coding | A - standard |
| Surge voltage category | II |
| Pollution degree | 3 |
| Degree of protection | IP65/IP67/IP69K |
| Contact material | CuZn |
| Contact surface material | Au |
| Contact carrier material | PA 66 |
| Material of grip body | TPU |
| Material, knurls | High-grade steel |
| Sealing material | TPU |
| Status display | No |

Bus system cable - SAC-5P-MINMS/ 0,3-928/MINFS DN - 1417650

Technical data

Conductor data

| | |
|---|------------------------------|
| AWG signal line | 18 |
| AWG power supply | 15 |
| Wire colors | Red-black, blue-white |
| Shielding | Tinned copper braided shield |
| External sheath, color | Gray RAL 7001 |
| External cable diameter D | 12.2 mm |
| Smallest bending radius, fixed installation | 61 mm |
| Smallest bending radius, movable installation | 122 mm |
| Outer sheath, material | PVC |
| Conductor material | Tin-plated Cu litz wires |
| Wave impedance | 120 Ω +/-10% (Data pair) |

Classifications

eclass

| | |
|------------|----------|
| eCl@ss 4.0 | 27060307 |
| eCl@ss 4.1 | 27060307 |
| eCl@ss 5.0 | 27061801 |
| eCl@ss 5.1 | 27060307 |
| eCl@ss 6.0 | 27061801 |
| eCl@ss 7.0 | 27061801 |

etim

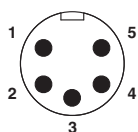
| | |
|----------|----------|
| ETIM 2.0 | EC000830 |
| ETIM 3.0 | EC000830 |
| ETIM 4.0 | EC001855 |

unspsc

| | |
|---------------|----------|
| UNSPSC 6.01 | 26121616 |
| UNSPSC 7.0901 | 26121616 |
| UNSPSC 11 | 26121604 |
| UNSPSC 12.01 | 26121616 |
| UNSPSC 13.2 | 26121616 |

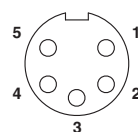
Drawings

Schematic diagram



Connector pin assignment for 7/8"-16UNF conn., 5-pos.

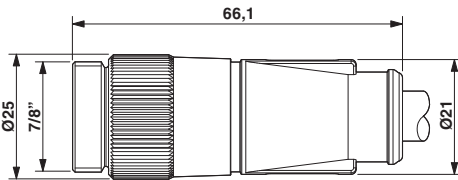
Schematic diagram



Pin assignment, socket, 7/8"-16UNF, 5-pos., view of female side

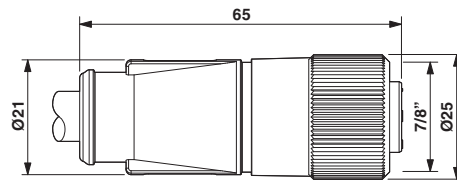
Bus system cable - SAC-5P-MINMS/ 0,3-928/MINFS DN - 1417650

Dimensioned drawing



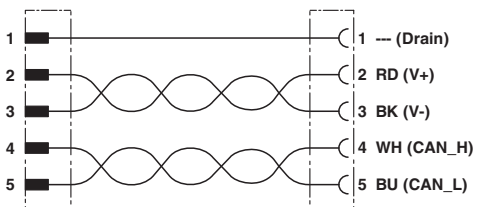
7/8"-16UNF connector, straight

Dimensioned drawing



7/8"-16UNF socket, straight

Circuit diagram



Contact assignment of the 7/8" connector and the 7/8" socket