



Micro Commercial Components



Micro Commercial Components
 20736 Marilla Street Chatsworth
 CA 91311
 Phone: (818) 701-4933
 Fax: (818) 701-4939

MBR10200FCT

Features

- High Junction Temperature Capability
- Low Forward Voltage
- Marking: type number
- Lead Free Finish/RoHS Compliant(Note 1) ("P" Suffix designates RoHS Compliant. See ordering information)
- Case Material: Molded Plastic. UL Flammability Classification Rating 94V-0 and MSL Rating 1

Maximum Ratings

- Thermal Resistance, Junction to Case per Leg: $R_{thJC}=4.0^{\circ}\text{C/W}$
 Junction to Ambient per Leg: $R_{thJA}=4.0^{\circ}\text{C/W}$
- Operating Junction Temperature: -50°C to $+150^{\circ}\text{C}$
- Storage Temperature: -50°C to $+150^{\circ}\text{C}$

MCC Catalog Number	Maximum Recurrent Peak Reverse Voltage	Maximum RMS Voltage	Maximum DC Blocking Voltage
MBR10200FCT	200V	140V	200V

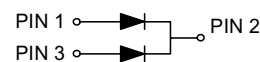
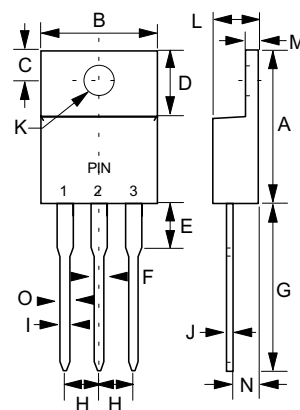
Electrical Characteristics @ 25°C Unless Otherwise Specified

Average Forward Current	$I_{F(AV)}$	10 A	$T_C = 100^{\circ}\text{C}$
Peak Forward Surge Current	I_{FSM}	125A	8.3ms, half sine
Maximum Instantaneous Forward Voltage	V_F	.92V	$I_F = 5A;$ $T_J = 25^{\circ}\text{C}$
		.82V	$I_F = 5A;$ $T_J = 125^{\circ}\text{C}$
Maximum DC Reverse Current At Rated DC Blocking Voltage	I_R	500uA 7mA	$T_J = 25^{\circ}\text{C}$ $T_J = 100^{\circ}\text{C}$

Notes: 1. High Temperature Solder Exemption Applied, see EU Directive Annex 7.

10 Amp High Voltage Power Schottky Barrier Rectifier 200 Volts

ITO-220AB

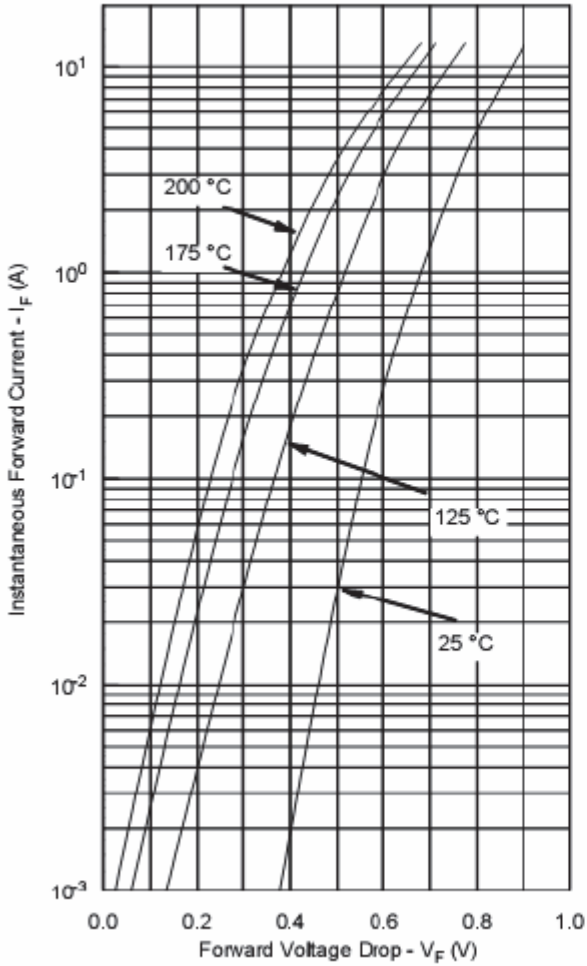


DIM	DIMENSIONS				NOTE
	INCHES		MM		
	MIN	MAX	MIN	MAX	
A	.583	.642	14.80	16.30	
B	---	.406	---	10.30	
C	.100	.112	2.55	2.85	
D	.248	.272	6.30	6.90	
E	---	.161	---	4.10	
F	---	.071	---	1.80	
G	.512	.543	13.00	13.80	
H	---	.100	---	2.55	
I	---	.035	---	0.90	
J	---	.032	---	0.80	
K	.110	.134	2.80	3.40	∅
L	---	.189	---	4.80	
M	---	.130	---	3.30	
N	.098	.114	2.50	2.90	
O	---	.055	---	1.40	

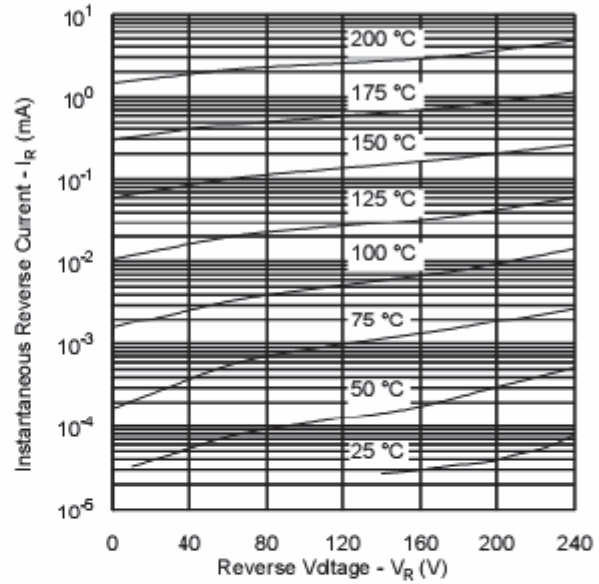
MBR10200FCT

Rating and Characteristic Curves
(Tc=25°C Unless otherwise noted)

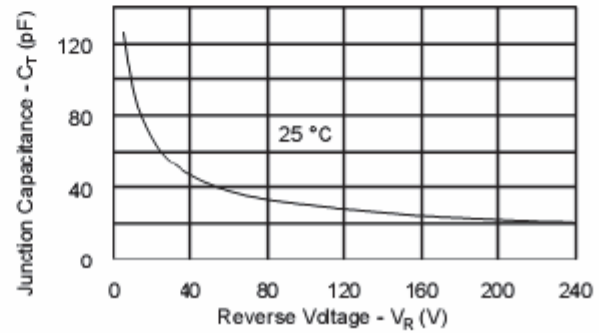
Typical Forward Characteristics



Typical Reverse Characteristics



Typical Junction Capacitance





Micro Commercial Components

Ordering Information

Device	Packing
(Part Number)-BP	Bulk;1Kpcs/Box

IMPORTANT NOTICE

Micro Commercial Components Corp. reserves the right to make changes without further notice to any product herein to make corrections, modifications , enhancements , improvements , or other changes . **Micro Commercial Components Corp .** does not assume any liability arising out of the application or use of any product described herein; neither does it convey any license under its patent rights ,nor the rights of others . The user of products in such applications shall assume all risks of such use and will agree to hold **Micro Commercial Components Corp .** and all the companies whose products are represented on our website, harmless against all damages.

LIFE SUPPORT

MCC's products are not authorized for use as critical components in life support devices or systems without the express written approval of Micro Commercial Components Corporation.

CUSTOMER AWARENESS

Counterfeiting of semiconductor parts is a growing problem in the industry. Micro Commercial Components (MCC) is taking strong measures to protect ourselves and our customers from the proliferation of counterfeit parts. MCC strongly encourages customers to purchase MCC parts either directly from MCC or from Authorized MCC Distributors who are listed by country on our web page cited below. Products customers buy either from MCC directly or from Authorized MCC Distributors are genuine parts, have full traceability, meet MCC's quality standards for handling and storage. **MCC will not provide any warranty coverage or other assistance for parts bought from Unauthorized Sources.** MCC is committed to combat this global problem and encourage our customers to do their part in stopping this practice by buying direct or from authorized distributors.

www.mccsemi.com